



DAISY MOUNTAIN ROCKCHIPS

The purpose of Daisy Mountain Rock & Mineral Club is to promote and further an interest in geology, mineralogy, and lapidary arts, through education, field experiences, public service, and friendship.

VOLUME 8, ISSUE 2

FEBRUARY 2023



This specimen is beautiful more-green-than-blue rosasite on starkly white dolomite.
Locality: Tsumeb, Otjikoto (Oshikoto) Region, Namibia



ROSASITE

By Susan Celestian

Rosasite is named for its type location — the Rosas Mine in Sardinia, Italy. It is not very common, but is sometimes an associate of other carbonate minerals in the oxidized zone of copper-zinc deposits. You do have the potential of finding some when rockhounding old copper areas.

Chemical Formula - $(Cu,Zn)_2(CO_3)(OH)_2$

Crystal System - Monoclinic

Growth Forms/Habits - Crust-like, spherical, botryoidal

Hardness - 4.5

Luster - Vitreous, silky

Streak - Light blue

Color - Sky blue, blue-green to green, blue

Diaphaneity - Translucent, transparent

Specific Gravity - 4-4.2

Cleavage - Good in 2 directions at 90° to each other

Fractures - Splintery

See Figures 1-7.

**FIGURE 1
ROSASITE ON
CALCITE** This

luster of small fibrous spheres are from the Ojuela Mine, Mapimi, Durango, Mexico

Photo by Rob Lavinsky,

iRocks.com and licensed under CC-BY-SA-3.0



FIGURE 2 ENCRUSTING ROSASITE from the Ojuela Mine, Mapimi, Durango, Mexico

Photo by Rob Lavinsky, iRocks.com, and licensed under CC-BY-SA-3.0

[Rosasite](#) continued on page 16....

It's almost here!

THE DMRMC GEM AND MINERAL SHOW!!

March 11-12

Anthem School

And the club needs your help

* **VOLUNTEERS NEEDED:** There are many areas that need the help of volunteers. And not all demand more than a couple of hours commitment. A successful show is one with the enthusiastic participation of club members. Claudia will be signing people up at the March meeting.

Volunteer opportunities include:

- * Set up on Friday (March 10)
- * Kids' Corner
- * Club Rock/Mineral Sales
- * Greeters-Ticket sellers
- * Raffle
- * Security (just be a presence with a club shirt, eyes alert)
- * Hawker of hot dogs
- * Helping vendors set up/take down
- * Take down on Sunday afternoon

All volunteers, who have already signed up, will be getting a free special T-shirt — in BRIGHT neon green, so they will be visible to visitors.

INSIDE THIS ISSUE

Each item is now hyperlinked to the page on which it is found

| | |
|---|-------|
| Rosasite | 2, 16 |
| Announcements—March DMRMC Show | 2 |
| February Meeting : Rattlesnake Safety | 3 |
| Safety Zone Event Safety by Gregg Josey | 4-6 |
| Lapidary Corner : How to Filter Cutting Oil by Johanna Raupe | 7 |
| Field Trips: Chilito , Mushroom Rhyolite , Burro Creek , Superior | 11-13 |
| Geo Mini : Lava Balls | 17 |
| Upcoming Silent Auction | 18 |
| February Show, Board & General Meeting Minutes | 19-28 |
| Club Information , Field Trip Schedule ; Upcoming Speakers | 29 |
| Announcements , Show List , Words of Wisdom | 30-32 |



FEBRUARY SPEAKER
RATTLESNAKE SOLUTIONS
 Bryan Hughes

Bryan spoke about rattlesnake safety. Arizona has 13 species (18 counting subspecies, 5 species in Anthem) — more than any other state. SO, it is quite likely that you will encounter a rattlesnake at your home or while out and about. In fact, Rattlesnake Solutions relocates about 1600 snakes a year.

He spoke about some myths surrounding rattlesnakes:

- ◆ *MYTH: Rattlesnakes will attack you.* Nope: They are defensive animals, and will avoid you, if given the chance.
- ◆ *MYTH: You can tell their age by counting tail rattle segments.* Nope: They are born with their first rattle segment (and that debunks a MYTH about babies having no rattle), plus they add one with each molt and may molt more than once per year.
- ◆ *MYTH: Babies are more dangerous than adults.* Nope: In fact, their venom is stronger, however there is much less venom in each bite, than from an adult.
- ◆ *MYTH: Rattlesnakes avoid repellents.* Nope: In fact, snakes have been found curled up right next to material meant to repel them.
- ◆ *MYTH: Rattlesnakes lay eggs.* Nope: They have live birth.
- ◆ *MYTH: Hit the ground with a stick or stomp when hiking, to scare snakes away.* Nope: They have been known to lie near a trail, while many hikers walked up unaware.
- ◆ *MYTH: If bitten, suck out the venom.* Nope: It is ineffective as a treatment.
- ◆ *MYTH: Rattlesnakes are evolving to not rattle.* NOPE - No evidence of that.
- ◆ *MYTH: Some individual rattlesnakes have been GIANT.* Nope: Photos can display a distorted perspective. Plus, humans are not good at estimating length.



Up Close and Personal

RATTLESNAKES DO NOT JUMP CHASE OR PICK FIGHTS!

.... if you are bitten

.... Call 911

..... Don't panic

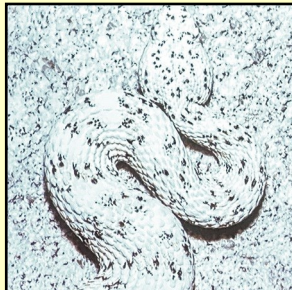
..... Remove jewelry & clothes that might prevent swelling

.....follow instruction of emergency personnel

..... Don't cut, suck, ice, tie off, or other

In Arizona, there were less than 200 bites in 2022.

The last bite death was in 2014.



BEWARE!
 Some rattlers have **camouflaging coloration.** This is a Western Speckled Rattlesnake.



EVENT SAFETY

By Gregg Josey, Safety

With our upcoming Daisy Mountain Rock & Mineral Show planning for such an event takes an entire team. Our team consists of planners and volunteers. Hopefully everyone reading this has signed up to help with the show.

These are a list of safety procedures I have compiled off the internet.

Not all of these items will apply to us at this time, but, if our shows increase in size it might be a concern in the future.

Thinking about what could go wrong at your event might seem like a negative mindset, but in reality, it's one of the most important things you **MUST** do in the planning stages of an event. As much as we wish for everything to go smoothly, things never happen exactly as you imagined and accidents do happen. It pays to know what the risks are, make plans, and be prepared to deal with them on the day. Having the right insurance coverage for your event is a bit of a no-brainer, so getting advice from a knowledgeable broker or risk consultant may end up saving you money and time in the long run. Even with the right insurance, however, you still have to do your part in reducing and managing your event risk. Each event has its own nuances, and depending on the location, the type, and the size, you're going to have a number of different risks to take into account. However, there are a few areas that every event planner needs to take a good look at as a starting point.

- 1 Event and Production Equipment
2. Crowd Management
3. Children Attending or Participating
4. Transport and Traffic Management
5. Staff and Volunteer Safety
6. Medical Assistance Requirements
7. Unpredictable Weather
8. Potential Fire Hazards
9. Aggressive Behavior

1. Event and Production Equipment

Whether you're running a big music event with huge, impressive stages and large amounts of technicolor lighting; or you're running a rock and mineral show you need to assess the equipment you're bringing onto your event site and analyze the hazards associated with it.

These can range from electrical installation safety, to the accessibility of packing in and packing out. Once it's all in place, you also need to consider things like, are there any trip hazards? Or will these temporary structures be affected by a change in weather? Remember, you're not alone in making your event safe.

...Safety continued from page 4

2. Is the correct crowd management processes in place?

Crowds at events bring a huge amount of atmosphere, and no-one wants to end up with an event that lacks that right? However, crowds in mass also pose a number of risks. Take into consideration how you'll manage the public on your event site, plus how you'll manage them coming and going too. With the right planning in advance, you'll still get that buzzing atmosphere without the stress of trying to throw in last minute crowd management exercises on the day.

A few things to think about:

- ◆ What's the accessibility like to your event and what are the risks associated with public roads etc.?
- ◆ Have you got clear signage to help manage the flow of people?
- ◆ What is your entry/exit strategies and what do these look like in an emergency?
- ◆ Do you have safe disability access?
- ◆ Will there be potential areas of crowd-pushing and have you got enough stewards on hand to prevent it?

3. Are there children attending or participating?

It may seem like a "niche" subject, but it's actually really important you consider it. If there are children attending or participating in your event there are things you have to consider and assess. These can include managing any lost children and how you reunite them with their guardians, and risk assessments for children's activities.

4. Transport and traffic management

If you are managing the traffic entering the site, you need the appropriate marshalling, signage, parking and dedicated pedestrian access in place. Take the time to map it out, assess the risk areas and put appropriate plans in place - that way you'll have peace of mind that you've done all you can to create a safe environment and limit the possibility of incidents.

5. Staff and volunteer safety - are you prepared?

It's easy to get caught up in making sure your attendees and participants have the best time and nothing goes wrong for them. But an equally important set of people are your whole event crew.

Their safety is extremely important and you should analyze each and every role and the risks associated with them. This may be lifting heavy equipment or dealing with the crowds. Sit down with your event team and think through the scenarios. That way, you can prepare your crew with appropriate directions and training.

6. Have you got appropriate medical assistance available?

Accidents and injuries are frequent at events - bearing in mind you have masses of people in one space. You can't completely eliminate these risks, but you can put plans in place to deal with them when it happens. Make sure you've got appropriate first aid staff and medical supplies on site, and ensure you're aware of where the local hospitals are. Include this info in your briefs to your staff and crew so your team can react immediately. With your bases covered, you and your team will be able to deal with accidents and injuries without the panic.

...Safety continued from page 5

7. Can your event handle unpredictable weather?

There's not much I can say here that you don't already know. Weather is unpredictable and we have no control over it. You can, however, still assess the risks to your event in different weather scenarios and be prepared for them so a sudden downpour doesn't leave you running around in all directions.

8. Have you identified any potential fire hazards?

A fire breaking out is not something anyone imagines happening at their event. Firstly, make sure you carry out a full risk assessment of any fire hazards so you can do your best to eliminate the risk completely. Secondly, ensure you have fire extinguishers easily accessible throughout your event. They may just be the thing that stops a small fire turning into your whole venue going up in smoke. Finally, make sure you advise your local fire department that your event is taking place.

9. Antisocial or aggressive behavior. Are you and your team equipped to deal with it?

Unfortunately, antisocial behavior is a bitter reality that as event professionals we have to prepare ourselves and our event staff for. This kind of behavior comes in many forms. To ensure you can deal with these scenarios, you can put a number of things in place:

1. Make sure you have plenty of security present at your event, that they are properly trained in the specifics of your event safety processes and plans.
2. Give your staff appropriate training on what to do in certain scenarios.
3. Make sure the messaging is loud and proud, to everyone at your event (including your crew), that your event is a safe space and that antisocial behavior, whether physical, verbal or digital, is grounds for instant expulsion.
4. Be prepared on the day by having effective and efficient communication.

Let's put on an epic show that we all can be proud of and celebrate the success of a show well done.



LAPIDARY CORNER

By Johanna Raupe

Constructing a Filter to Recycle Your Cutting Oil

Special supplies you will need:

- * (3) clean five gallon paint or oil buckets *with lids— do not use food grade buckets*
- * (1) *large paper grocery or food takeout bag – large enough to line a bucket*
- * *spent clay based kitty litter*
- * *electric drill with drill bit*
- * (7 - 8) *small same sized wood pieces cut from a 0.5" x 2.5" slat*

If you have a rock saw, then you are already familiar with the 25% appreciation in the cost of cutting oil that we have experienced in the past two years. In this article, I am going to show you how to recycle your cutting oil without spending a bunch of your hard-earned cash.

Step One: Select the sturdiest bucket for the bottom-receiving bucket. The filtered oil will drain into this bucket. Remove any O-ring from the lid and cut each slot in the lid to make it easy to sit atop and remove from the bottom-receiving bucket. (See Figure 1)



FIGURE 1 CLIPPED LID

Step Two: Take the drill, insert your drill bit and install a selection of random holes across the lid. Make sure that you put one hole in the low spot of the center of the lid. (See Figure 2)



FIGURE 2 DRILLED LID

Step Three: Place the small wooden pieces evenly about the top of the drilled lid. The wooden pieces need to evenly support the top waste-bucket, leaving a space between the waste-bucket and the lid of the receiving-bucket. (See Figure 3). These spacers are very important for facilitating the dripping of the filtered oil from the waste-bucket to the receiving-bucket. Otherwise a vacuum will be created, which will block the oil from dripping into the receiving bucket.



FIGURE 3 PLACEMENT OF WOODEN PIECES

Step Four: For the waste-bucket, turn the bucket upside down and drill a random set of holes into the bottom of the waste-bucket. These holes do not need to match the distribution of the holes in the receiving-buckets lid. (See Figure 4)

...Filter continued from page 7

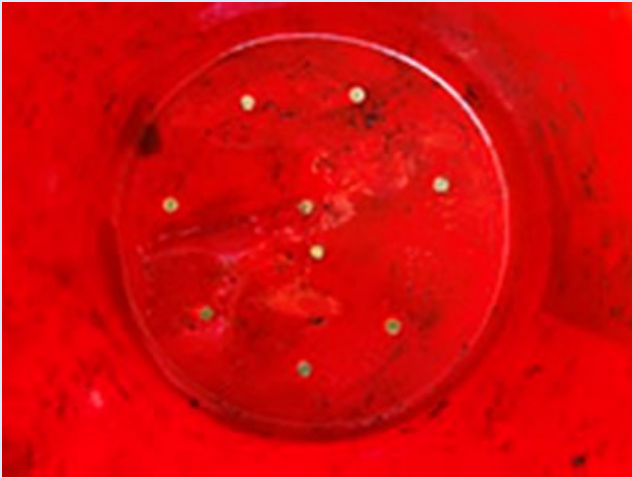


FIGURE 4 DRILLED WASTE-BUCKET BOTTOM

Step Five: Place the waste-bucket on top of the randomly spaced slats atop the receiving bucket. Now place a full size grocery bag (See Figure 5) into the waste-bucket and form against the sides of the bucket (See Figure 6). Be careful to not damage the paper bag. If the paper bag becomes damaged, discard and start forming with another paper bag.



FIGURE 5 STANDARD PAPER BAG



FIGURE 6 PLACE PAPER BAG IN WASTE-BUCKET

Step Six: Place about an inch or two of previously used kitty litter (not from the kitty litter box), into the bottom of the newly formed paper bag. This would be the spent kitty litter used in cleaning the oil off of your rock slabs discussed in the January 2023 Lapidary Corner Article. The clay-based kitty litter will form a barrier at the bottom of the bag to keep the oil from leaking through the glued seams of the bag. (See Figure 7)



FIGURE 7 KITTY LITTER IN BOTTOM OF FORMED PAPER BAG

The construction of your filter system is now complete. On the initial addition of dirty saw oil, be careful as to not disturb the kitty litter in the bottom of the bag. You can fill the waste-bucket up to within a couple of inches of the top of the paper bag. The oil will slowly filter through the paper bag and drip into the receiving bucket. (See Figure 8)



FIGURE 8 COMPLETED FILTER SYSTEM

Filter continued on page 9....

...Filter continued from page 8

Periodically check that there is plenty of room in the bottom bucket for additional oil. You can leave this filter system setup and continue to use the top waste-bucket until the paper-bagged waste-bucket is about three quarters full of rock mud. (See Figure 9).

Roll the top of the bag down to close and dispose of the waste, as recommended by your local waste services.




FIGURE 9 SETTLING ROCK MUD

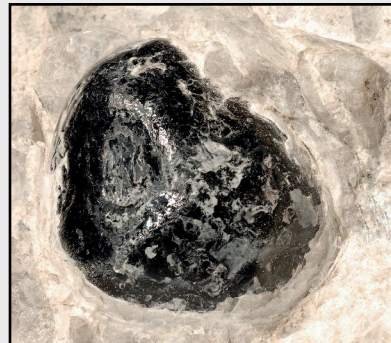
.....until next month,
Happy Rockhounding & Slabbing

LEGEND OF APACHE TEARS

Some time in the 1870s, a band of about 75 Pinal Apache raided several settlements. Military and volunteers, trailed and cornered the Apache. When attacked, most of the band fell to the assault; however, the remaining members decided to jump off a cliff, to their deaths, rather than be captured. The women wept for days. According to legend, the Great Father, seeing their great grief, imbedded their tears into black stones. The glassy stones reveal themselves as tears, when held up to the light.



The club had a field trip this month to the perlite mine, near Superior, Arizona. And so I thought I'd give a little background on the rocks.



Perlite is a form of volcanic glass, high in water, and probably formed by the hydration of an obsidian. Obsidian has a typical water content of under

1%, while perlite can have 2-5%, by weight.

The name "perlite" is derived from the French for pearl — *perle*, in reference to its pearly luster

Looking at the photos above, you can see that there are black blobs of obsidian, commonly called "Apache Tears". And they are surrounded by onion skin-like concentric fractures, formed during the hydration process.

Obsidian probably experienced some hydration before cooling, but the primary hydration occurs after cooling, when under the influence of surface and groundwater. The "Apache Tears" are obsidian that escaped hydration.

When heated, the water in perlite vaporizes and expands, causing the perlite to "pop". It expands 7-16 times in volume, and becomes up to 40 times less dense than originally. Popped Perlite is very porous, making it ideal for a lightweight additive to plaster, cement, mortar, ceiling tiles, insulation, building blocks; filter medium for water, beer, cooking oil, juices; soil amendment; and as an absorbent and exfoliant in cosmetics.



February 2, 2023

Dear Daisy Mountain Rock & Mineral Club,

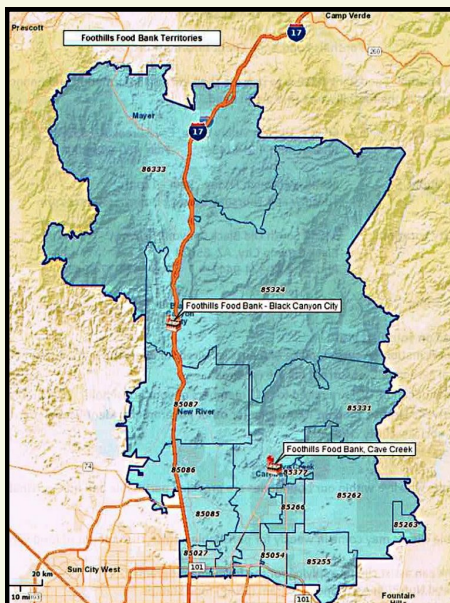
Thank you for your generous donation(s) of \$150.00 on November 1. *You gave hope, help and healing to families in our community. In 2022, we experienced a 50 percent increase in client visits and met more than 900 new families. We were able to provide food, and other resources, with your support.*

In 2023 we have set our sights high and will begin executing a plan that will allow us to do even more.

Thank you again. Every day, you make our mission to provide food, services, and programs possible.

We wish you and your loved ones a healthy and fulfilling 2023!

Leigh Zydonik, Executive Director



For the holidays, DMRMC club members donated non-perishable food and \$150, to Foothills Food Bank, a charitable resource for residents in Anthem and surrounding areas (see map of the service area on the left).



FIELD TRIP TO CHILITO MINE


Saturday, January 28, 2023

Photos and text by Bill Freese, drone shot by Stan Celestian

Hey Everyone, we had another great field trip with DMRMC & MSA on Saturday. We went to one of the DMRMC favorites, the Chilito mine for copper minerals like Chrysocolla, Azurite and Malachite. The trip was well attended as expected. We had 35 people and 20 vehicles. Everyone had a great time and the weather was perfect There were a lot of first-timers and all took home some awesome treasures.



Linnea: rockhound and cookie guru — YUM



malachite!



Cu



FOR MORE PHOTOS OF THIS TRIP, CHECK OUT THE [DMRMC FACEBOOK PAGE](#)

Chrysocolla abounds

Field Trips continued on page 12..

...Field Trips continued from page 11

TRAIL CLEARING/MARKING AT MUSHROOM RHYOLITE

Sunday, January 29, 2023

Photos and text by Susan Celestian

This year the rain has filled the tank across which the road to the club's claim at Mushroom Rhyolite, making it difficult to get to the claim. On January 29th, Bill & Cynthia, Robin, Randy & Jennifer, Renee, Johanna and Stan & Sue went out to clear and mark the alternate trail to the claim site. They filled ruts, trimmed bushes/trees back, and tied some ribbons along the trail.



...Field Trips continued from page 12

FIELD TRIP TO MUSHROOM RHYOLITE

Wednesday, February 8, 2023

Photos and text by Bill Freese

The DMRMC had a trip out to our new claim for Mushroom Rhyolite and many other minerals. We had 22 folks on this trip and all found great treasures to take home. There were many newbies and they enjoyed the club trip experience. The overall feeling was that is going to be a great claim for the club.



Lots of different rocks to please any fancy.

Desert Roses

Obsidian

Mushroom Rhyolite

Geodes

FOR MORE PHOTOS OF
THIS TRIP, CHECK OUT THE
[DMRMC FACEBOOK PAGE](#)

Field Trips continued on page 14..

...Field Trips continued from page 13

FIELD TRIP TO BURRO CREEK

Saturday, February 11, 2023

Photos and text by Bill Freese

DMRMC had a field trip to Burro Creek on Saturday. This is one of usual beautiful spots because there is plenty to material and it is easy to get to. We ended up with a total of 35 people and 19 vehicles and this location can handle the big group. Everyone found lots of treasures to pick through and decide which they were taking home. Of course, chert looks best when cut, so I will be waiting for those that attended to show some slabs. See ya next time. ,

bacon, head cheese, purple,
pasteite, brecciated,
porcelain



FOR MORE PHOTOS OF THIS TRIP, CHECK OUT THE [DMRMC FACEBOOK PAGE](#)



LAPIDARY HEAVEN



FOR MORE PHOTOS OF THIS TRIP, CHECK OUT THE [DMRMC FACEBOOK PAGE](#)

Field Trips continued on page 15....

...Field Trips continued from page 14

FIELD TRIP TO SUPERIOR

Saturday, February 18, 2023

Photos and text by Bill Freese



DMRMC were special guests of the Apache Junction group on Saturday for a trip to Superior for Apache Tears. Everyone had a great time and found plenty of the little black balls. The weather was perfect. Location looks good for future trips too. Go [HERE](#) for some geology-speak about this rock.



P
e
r
r
o
p
p
i
n
g
t
e



VOLCANIC



APACHE TEARS



FOR MORE PHOTOS OF THIS TRIP, CHECK OUT THE [DMRMC FACEBOOK PAGE](#)

...Rosasite continued from page 2



FIGURE 3 LARGE ROSASITE This large fibrous sphere of rosasite is from the Tsumeb Mine, Tsumeb, Namibia. Photo by Rob Lavinsky, iRocks.com, and licensed under CC-BY-SA-3.0



FIGURE 4 PSEUDOMORPH This beautiful Arizona specimen is rosasite after malachite after azurite. Locality: Silver Bill Mine, Cochise Co., AZ Photo by Rob Lavinsky, iRocks.com, and licensed under CC-BY-SA-3.0



FIGURE 5 FIBROUS ROSASITE This is another Arizona specimen, though of uncertain provenance (but very possibly the Ojuela Mine, Mapimi, Durango, Mexico). These radiating crystals line a vug in oft-associated limonite. Photo by Stan Celestian.



FIGURE 6 GLITTERING ROSASITE From the Definace Mine, Cochise Co., AZ, these rosasite spherules are coated with hemimorphite, giving them a glittering appearance. Photo by Stan Celestian



FIGURE 7 ROSAS MINE The type locality for rosasite is on the island of Sardinia. Image courtesy of Google Earth-Landsat/Copernicus.

GEO MINI LAVA BALLS

By Susan Celestian

No, these are not some exotic dessert. They are a not often seen feature associated with a'a' lava flows. A'a' flows are viscous basaltic lavas, that move more slowly than do hotter, more fluid pahoehoe flows.

Lava balls are accretionary balls, formed when viscous, sticky lava accumulates (accretes) around a chunk of basaltic rock, as it rolls in a lava channel.

Often they end up rolling out of the channel, or off the front of an advancing lava flow, and downslope, where they end up sitting alone on a basaltic hillside.



In 2011, as Stan & Sue drove a very rough road across an old basalt flow, down to to a green sand beach on the SW end of the Big Island of Hawaii, they saw occasional big balls on the hillside. These are LAVA BALLS, and they were about 12' in diameter. *Photos by Susan Celestian*



This lava ball lies in the grass, after rolling off an a'a' flow, that devastated the Royal Gardens subdivision on the flanks of Kilauea Volcano, in 1983. It may be about 10' across.

Public Domain, Photo by J.D. Griggs,



This is a screen shot of a fascinating video from 1971, of a lava ball rolling within a lava stream at Teneguía, a cinder cone on the island of La Palma, in the Canary Islands. Note: The rock in the photo is probably NOT a lava ball, but just a chunk of cooled 'lava'. A'a' flows are viscous and cooler that pahoehoe flows, and as they crawl along chunks of rock will break up and roll down the advancing front. Wait for the lava stream.

Video by Val Troll, YouTube

[CLICK HERE](#)

MARCH SILENT AUCTION ITEMS

Photos by Stan Celestian



The minerals pictured on this page will be offered at the Silent Auction. I'm sure there will be additional items donated the night of the meeting.



MOROCCAN GEODE (about 6.5" across)



MOROCCAN VANADINITE (about 5" across)



PETRIFIED WOOD (about 4" long)

Bring plenty of **cash or checks** (Tiffany can probably take a credit card) to bid on these items. Observe proper silent auction etiquette. Write your name so that I can read it (or print clearly, no initials). Write your name and bid amount below the last bidder's bid. No arrows pointing to your previous, but revised bid. The highest bidder and amount should be on the bottom of the bidding sheet. Also, **HAVE FUN!** (PLEASE, no crying if you lose, and that goes for the ladies too.)

SHOW MEETING MINUTES

February 2 , 2023

- Claudia M. called the meeting to order
- Open attendance: 22 members in attendance
- The club still needs 5 chairs for the show
 - Welcoming chair
 - Welcome guests in and guide them
 - Security chair
 - At night and during the day surveillance
 - Street signs around town – chair
 - Food (vendor or hot dogs) chair
 - Would like a food vendor, but is difficult to find
 - Clark L. volunteered to help find vendors
 - Club showcases chair
 - Will help bring them, watch them, etc.
- Cash start ups
 - Claudia had a list for the chairs of their cash amounts to be given
 - Talk to Deanne G. or Claudia M. about changes
 - This gives the chairs the right change to start off with
 - Kid's corner needs coin change this time
 - Will get a second card reader for admissions/raffle
- Tables
 - Original vendor will not work out
 - Found another vendor with 8' tables and limited 6' tables
 - Same price as 6' tables
 - The only 6' tables must be inside the building
 - Due to fire codes, 8' are hard to position inside efficiently
 - Most 8' tables will be outside
 - Will not use any free tables from VFW
 - Too difficult to move and use
 - Renting 100 chairs for vendors/committees
 - Chairs were limited last year
 - More vendors this year than last year
- Layout
 - The layout is already complete
 - Will have copies for guests
 - The idea of a brochure to give out was talked about
 - Everyone likes this idea with our logo on it
 - The layout has a Google Earth picture with outline of tables
 - Some are in the grass near the front
 - NONE of the sprinklers will turn on!
 - The vendors will have to bring their own canopy
 - They will need to use sandbags only to stake down
 - There may not be electricity in the grass
 - Kid's corner will be in the SE corner outside

...Minutes continued from page 19

- Sign-up sheets
 - Claudia's chair packets contain unique sign-up sheets for each chair
 - Chairs to bring their sign-up sheets next general meeting
 - Please volunteer – you will receive a free t-shirt
 - The shirt says "STAFF" on the back
 - There are kid's sizes available
 - For those chairs not currently occupied
 - The sign-up sheets will still be out
 - Will see if any of those volunteers would like to chair
- Chair material
 - Claudia made tubs with all pertinent material inside
 - Will be inspected next show meeting
 - All material still needed will be bought before the show
 - Items from the storage trailer will be picked up couple days before show
 - Coordinate with Claudia to get access to trailer
- Signs for show
 - From survey last year, signs and word of mouth brought in guests
 - Got pricing for large posters to put out around town
 - Would like to get ones with sticks to put around town
 - Put all around on the streets
 - We will have to investigate HOA rules before doing this
 - Jessie R. is waiting to hear back for highway signs availability
- Advertising
 - Small sheets around town work
 - Valley Vibe costs \$700 to advertise in
 - Only brought in 30 guests
 - Will not be doing this year
 - Someone suggested the Chamber of Commerce meeting
 - Quarter sheet sized flyers were given out at New River
 - STEM nights are great for advertising
 - Flagg show had advertising
 - Quartzite show had advertising
 - Maps for locations to hand out flyers made
 - This will be given out next meeting
 - It will have an option to show who allowed you to put up flyers
 - Jessie R. will have them available
- Guests had asked for a military discount last year
 - It was approved to give them senior discount this year
- Vendor payments coming in
 - Tom E. is keeping track of the vendor checks
 - Claudia M. is checking the PO box regularly
- Deanne G. will have a budget available for the show
- The volunteer sign-up will be before break at the general meeting
 - Claudia M. will have signs in front of each chair

Respectfully Submitted,

Rebecca Slosarik

Minutes continued on page 21....

...Minutes continued from page 20

BOARD MEETING MINUTES

February 7 , 2023

- In attendance: Bill F., Bob E., Bob S., Claudia M., Gregg J., Jeff B., Johanna R., Nancy G., Rebecca S., Renee I., Stan C., Sue C. and Tiffany P.
- Bill F. called the meeting to order
- January meeting minutes
 - There is a discrepancy for the silent auction amount
 - Still working with Deanne G. on resolution
 - Otherwise approved
- 2023 Show information
 - Rentals, vendors, etc.
 - Will talk about in general meeting
- Bob S. - Insurance
 - Bill F. has an agent that will look at it
 - State Farm – may not be able to handle this coverage
 - They have contacts to the right person/company
- Claudia M. – Promotional items
 - T-shirts
 - There are plenty available to buy still
 - Will have available to buy at the show
 - Stickers – going great
 - Members continue to buy them
- Tiffany P. - Membership
 - Members that did not renew – recap email sent to board
 - Adults: 247 children: 21
 - You can renew at any time, just talk to Tiffany P.
 - Some just forgot to renew
 - The list is available to the board to double check before field trips
 - They are taken off the email list as well
- Wire wrapping class – New teacher proposed
 - Claudia has another volunteer to teach the wire wrapping class
 - She was found through helping at the North Mountain Visitors Center
 - She would get wire wrapping supplies provided by the club
 - Tips are voluntary but greatly appreciated for their extra effort
 - Could start in March
 - Motion to comp her membership
 - All in favor
 - Other volunteer teacher, Ryan H. will be notified of change
 - They could both teach, swap teaching, etc.

Minutes continued on page 22....

...Minutes continued from page 21

- Jeff B. – Claim’s committee
 - He is looking at site with drones
 - Nothing new to report
- Bill F. - Field trips
 - Mushroom Rhyolite trail was fixed by volunteers, thanks!
 - Still need 4x4 for 2/8/23 trip
 - Large RSVP list
 - Quartzite club day was fun
 - Always a great show to go to
 - Kingman access was washed away
 - Changed to Chilito trip
 - Tucson trip that was Sat 2/4
 - No one that RSVP showed up
 - Please inform Bill F. if your plans change next time
 - Special trip for February 18th with Apache Junction club
 - Gave us 10 slots out there
 - None left for availability
 - **Active quarry with safety equipment necessary**
 - March 4th will be another trip with unlimited availability
 - It was suggested to make the field trips only available to those that volunteer
 - Not feasible for the club
 - In March, watch your emails
 - There might be changes to schedule
 - San Carlos is indefinitely cancelled
 - Can only collect peridot off the reservation
 - Bill F. is looking into ways to still receive peridot from mine
- Gregg J. - Safety committee
 - Articles are available in the newsletter
 - Check out the latest from January
 - Exciting meeting tonight
 - Coming up – article of event safety
- Claudia M. - Show committee
 - Half of the chairs were at the meeting
 - Sign up sheets for volunteers available at the general meeting
 - Over 5 committees that still need chairs
 - Need people to help sign up volunteers even without a chair
 - What chairs are still missing:
 - Welcome committee chair

Minutes continued on page 23....

...Minutes continued from page 22

- Club showcases – Tiffany P. and Bob E.
 - Sue C. said they could fill the cases
 - Fluorescents in with member tables
 - Lights will be available as well
- Security chair – Jeff B. volunteered
- Putting sign around town chair
 - \$79x3 large signs in town
 - 50 small politicians sized around town
 - Do you need permission from the city?
 - No one has said anything before about signs
 - If we forget one, they can fine us
 - Not sure of cost
 - We will have to keep track of locations
 - Will have removable or no date to be able to reuse
 - Awaiting price cost
- Food vendor – maybe Clark L.
- Vendors
 - Layout is all done
 - Thanks to Tom E.
 - Only have about 9 tables left available
 - Kids corner in the far corner of facility this time
 - Once vendors are finalized a final layout will be made
 - Will have program available at admissions
 - This will include the vendor layout map
 - Checks from vendors being processed
 - The vendors had 100 6ft. tables and some 8 ft. tables to choose from
- show volunteers will receive a free t-shirt
 - V-neck and crew neck for women's
 - Tall or short for men's
- Kid's corner
 - Thank you, Stan C., for volunteering to help be Dr. Rocks
- Next show meeting Feb 23, 6-7pm
 - At Anthem civic building, Room 3
- Wrap-up show meeting March 16th
 - At Anthem civic building, Room 3
- Have flyers to give to people today to pass out around town
 - Volunteer to take an area
 - Thank you, Jessie R. for making a map this year
 - It contains a survey of businesses that allow the flyers
 - This will help for future shows as well!

Minutes continued on page 24....

...Minutes continued from page 23

- Nancy G. - Meetup
 - Finally cancelled the club's subscription the other day
 - Took awhile due to no customer service
- General meeting tonight
 - Rattlesnake meeting will be done by 7:15pm
- Monthly recognition – on hold
- Bill F. - Club guide
 - Will have a few more people today picked out
- Need badge – see Tiffany P.
- Board meetings for the season
 - Will have another in person in March
 - The rest will be over zoom
- Tiffany P. gave Bill F. a binder of collection site location information
 - There are notes full of useful information
 - May have been Dave Haneline's binder
 - Bill F. is making his own, can use the binder to help
- Meeting adjourned

Respectfully submitted,

Rebecca Slosarik

GENERAL MEETING MINUTES

February 7, 2023

- Open attendance: about 100 in attendance, 6 youth
- Bill F. called the meeting to order
 - Please wish Ed W. a happy birthday
 - His is still recovering from medical issue and missed the meeting
- Before break Claudia M. will discuss show sign ups
- Thank you, Bryan Hughes for that enlightening presentation on rattlesnakes
 - He works for Rattlesnakes Solutions
 - Helps with homeowner issues related to rattlesnakes
 - Performs research projects throughout the state
 - Has searched the country for venomous animals
 - There are more rattlesnakes in AZ than anywhere else
 - The 5 most common species were presented live
 - 1 is a Gila monster, 4 are rattlesnakes
 - More rattlesnake species in Maricopa County than all of TX
 - Email Bryan if you would like background research data

Minutes continued on page 25....

...Minutes continued from page 24

- Rattlesnakes are not a guaranteed death sentence
 - They are defensive – you leave them alone and they will
 - If you hear them step backwards the way you came very quickly
 - Do not stand still
 - If it was moving and stops it is waiting for a predator to go away
- <200 bites in AZ last year, 0 deaths
 - If bitten call 911 – not every facility has antivenom
 - Benadryl does not work for the venom
 - Do not tie off arm or try to get rid of venom
- Claudia M. - Show committee
 - Free t-shirts will be given to the volunteers
 - Sign up tonight to guarantee you receive the t-shirt you want
 - Get your order in after you sign up
 - We need immense amount of help
 - Helping even for a couple of hours benefits the club greatly
 - Most people come to show because they are locals
 - That is who we will advertise to this year
 - March 10th setup, show will be 11 and 12th during the day
 - Posters and flyers are available to put up
 - There is a map with locations and verifications
- Signups and raffle
 - The raffle was presented by Robin S. and Rebecca S.
 - Raffle made the club \$253
- Deanne G. - Financials
 - Started collecting money for the sale of vendor tables
 - Net income for the month
 - The club is in good standing
- Jeff B. – Claim's committee
 - New chair leader getting stuff together
 - Nothing new as of now
 - Jeff brought material from the claim for show and tell
 - Check it out, some fluoresce
- Bill F. - Field trips
 - Some changes have been made
 - Check emails and RSVP to them!
 - Wear nametags on field trips
 - Tangle Creek has been cancelled due to road damages
 - Dave Haneline mine moved to a weekend
- Tiffany P. - Membership
 - 270 members before some signed up at the general meeting
 - About 20 youths are members
 - You can renew your membership with Tiffany

Minutes continued on page 26....

...Minutes continued from page 25

- Or email, go online, or write check
- Gregg J. - Safety committee
 - Check newsletter for topics
 - Meeting today was safety related
- March meeting will be March 7th at 6:30pm
 - Stan C. will be presenting about the kid's egg carton project for DMRMC show
- If you do not get your emails – Tiffany P. can add you to the list
 - Each trip, event gets an email
 - Active members get emails
 - This information is valuable, so make sure you are receiving it
- Silent Auction
 - Stan C. presented the silent auction items
 - Silent auction made the club \$269

Respectfully submitted,
Rebecca Slosarik

SHOW MEETING MINUTES

February 23, 2023

- Claudia M. called the meeting to order
- Open attendance: 14 members in attendance
- Cash box - deposit slips
 - Inside each cash slip for the chairs are 5 deposit slips
 - When the cash gets too high, deposit to treasurer
 - Deanne will deposit the money each night
 - The deposit slips are checks and balances for \$ transfer
 - Worked out great last year
- School steward volunteer – Irma
 - She is graciously volunteering her time
 - Please thank her when you see her at the show
 - She will help with trash bags
 - Help with electrical, door entrance, etc.
 - She will make sure the sprinklers are turned off
 - She is an office worker, not a janitor
 - We will have to clean up any messes ourselves
 - We will need to know where all the fuse boxes are before show
 - Just in case
- Volunteers
 - Will have the sign up at the general meeting
 - Will be before break so every hears this news
 - There are still open positions that need volunteers to chair

Minutes continued on page 27....

...Minutes continued from page 26

- The welcome committee will be at the front gate
 - This was helpful last year
 - Greet customers and explain show
 - Give them directions
 - There will be a flyer this year with a map of the show
- Volunteer t-shirts
 - if they did not get one, extras are available
 - Claudia got 25 extra shirts in various sizes
 - The shirts were delayed a day
 - Claudia bought them early enough, so that is fine
 - We got a \$200 discount on the next order because of it
 - Volunteers unable to come to the show will have to return their shirt
- Tiffany P. - Credit card reader
 - Will give an iPad for the admissions that works with the reader
 - The other one will be with the club sales/membership area
 - Claudia does not need one
- Tom E. - Vendor chair
 - Is telling vendors about the raffle
 - Inside space 21 (1 table to 7 tables bought per vendor)
 - Taken very quickly
 - Outside 26 tables
 - 2-4 can still be made outside if needed
 - Kid's corner in the SE corner outside
 - Some vendors near there due to the foot traffic
 - Still getting emails from other vendors
 - Has an acknowledgment letter that details show for vendors
 - It includes wind/theft potential outside
 - Outside electricity
 - Grassy area is trying to get electricity
 - Walkway shaded areas will get electricity like last year
 - Still having vendors call, cancel, or add tables right now
 - Nothing is concrete yet
 - \$65/table flat fee
 - 165 tables last year, this year we reserved 200
 - Some tables are 6ft. and some 8ft.
 - Vendors doing well with table choices
 - No dogs inside this year due to allergy issues
 - Will setup tables with vendor names
 - Maps will be printed out and available for all to see

Minutes continued on page 28....

...Minutes continued from page 27

- 2:30pm is the earliest Friday we can setup
 - 4pm the vendors can arrive
 - We will have to setup the tables quickly
 - Will have time to check school measurements for accuracy
- We would like a dedicated photographer for the show
 - They would take photos Saturday and Sunday
 - To be put on the website
- Advertisements
 - Barros let us put the flyers on the pizza boxes this year
 - Great change from last year
- Food vendor
 - He has scoured looking for food vendors
 - No one wants to come
 - Clark L.'s daughter has food handler's license
 - We need one for the facility as well
 - There is a vendor at the Home Depot in Cave Creek as an option
 - Kiwanis club was mentioned as an idea for food
 - They could at least sell candy and sodas
 - Bill R. will call them – thanks for volunteering
- Chairs who still need volunteers will be presented at the general meeting
 - About 95 members have volunteered already
 - Admissions needs Sunday night
 - Raffle needs both mornings
 - Club sales needs help moving stuff out of club trailer
- Linda H. - Vendor hospitality
 - Is going to bring food for vendors
 - Will have sodas/ water for them
 - Can sell them to guests if need be
 - Pizza for Friday
 - Plenty of plates, napkins, sodas will be available
 - Will need ice chests
 - Call Claudia M. to meet at the trailer at some point
- Trailer pickups
 - Meeting for electrical Sunday 10am
 - Rock caskets open in the trailer right now
 - This is for the kids' corner
 - There will be another time to get stuff out of the trailer
- We can arrive 1 hour early to get ready for Saturday and Sunday
 - There is only one person to open the door
- Signs
 - Still need people to help put signs around town in the mornings
 - The show signs are being finalized by board

Respectfully Submitted,

Rebecca Slosarik

UPCOMING FIELD TRIPS

Here is a general list of possible upcoming trips. Details will be emailed to the general membership.

March

Bagdad mine or Superior Apache Tears - TBA
 Seven Springs - Wed 8th — Onyx/travertine
 DMRMC Rock & Gem Show - 11th & 12th
 Rowley - Sat 18th—wulfenite, chrysocolla vanadinite ps wulfenite

April

Yuma Area Mines - 1st & 2nd Sat-Sun
 Chilito Mine (Hayden) - 5th Wed — Copper minerals
 Mineral Mtn - 15th Sat — Amethyst, copper minerals
 Dragon Mine - 19th Wed — Mica, tourmaline, thundereggs
 DMRMC Picnic at Anthem Park - 29th Sat

May

Springerville- 12th-15th — Luna Agate
 Payson – 17th Wed — Fossils
 Christopher Creek -- 17th Wed —Zebra jasper/chert
 Agate Mtn - 20th Sat — Agate, Quartz

June

Lynx Creek (Prescott) - 3rd Sat — Gold panning
 RMFMS Convention, Casper, WY - TBA Fri-Mon

DATES AND DESTINATIONS SUBJECT TO CHANGE

Bill and the field trip committee will be actively looking for productive spots for field trips. If you have any suggestions, you are encouraged to contact him at bfreese77@cox.net

FACEBOOK



Visit and join the club page periodically. See what is happening, and boost our visibility on the web. Go to: [The Daisy Mountain Rock and Mineral Club](https://www.facebook.com/daisyMountainRockClub/). It is set up so you can post photos of outings or related items. Share with friends!

AWARD-WINNING WEBSITE

<http://www.dmrmc.com/>

If you have comments, contact Nancy Gallagher.

INSTAGRAM



Follow the club on Instagram. Go to <https://www.instagram.com/daisyMountainRockClub/> and follow today. Share with friends!

Officers, Chairpersons, & Trustees

President: Ed Winbourne.....ewinbourne@gmail.com
Vice President: Bill Freese..... bfreese77@cox.net
Secretary: Rebecca Slosarik .. rslosarik1@gmail.com
Treasurer:...Deanne Gosse
 deanne.gosse@outlook.com
Publicity: Jessie Redmond...
Membership: Tiffany Poetsch tnpetsch@gmail.com
Editor: Susan Celestian.....azrocklady@gmail.com
Field Trip: Bill Freese ... bfreese77@cox.net
Mine Steward:
Safety: Gregg Josey
Show Chair: Ed Winbourne
Trustees:

| | |
|---------|-----------|
| Susan C | Claudia M |
| Stan C | Tiffany P |
| Bob E | Don R |
| Nancy G | Howard R |
| Renee I | Jeff R |
| Gregg J | Johanna R |
| | Bob S |

Meetings are held the **1st Tuesday of the month** at the **Anthem Civic Building**, 3701 W Anthem Way, Anthem, AZ 85086. General meeting at 6:30 pm. We **do not meet in July or August.**

DMRMCLUB@GMAIL.COM

Membership Dues:
First year \$30, then \$20.00 Adults per Person
First year \$45, then \$25.00 Family (2 people)

Meeting Dates for 2023

Jan 3, Feb 7, Mar 7, Apr 4, May 2, June 6, Sept 5,
 Oct 3, Nov 7, Dec 5


FUTURE SPEAKERS

MARCH: Stan Celestian - A Review of the Club's Egg Carton Project and new Flickr Page

APRIL: Robert Hazen - Carnegie Institution, Washington D.C., via Zoom. He is a geologist and will speak on Mineral Evolution.

WORDS OF WISDOM

passed along by our own **Bob Evans**



If you want to fly, give up everything that is weighing you down.
Buddha

UPCOMING AZ MINERAL SHOWS

February 24-25 - Clarkdale, AZ Mingus Gem & Mineral Club; Clark Memorial Clubhouse Auditorium, 19 N 9th St; Fri 9-5, Sat 9-5, Sun 9-4; Admission: Free.

March 4-5 - Mesa, AZ Apache Jct Rock & Gem Club; Mesa Community College, 1401 S Dobson Rd; Sat 9-5, Sun 9-4; Admission: Adults \$3, under 18 free. **NEW LOCATION**

March 11-12 - Anthem, AZ Daisy Mt Rock & Mineral Club; Anthem School, 41020 N. Freedom Way; Sat 9-5, Sun 10-4; Admission: Adults \$3, Seniors & Students \$2, under 12 free. SEE [POSTER](#)

May 6 - 7 - Kingman, AZ Mohave County Gemstoners; Mohave County Fairgrounds, 2900 Fairgrounds Blvd.; Sat 9-5, Sun 9-4; Admission: Free.

July 14-16 - Show Low, AZ White Mountain Gem & Mineral Club; Show Low Elks Lodge, 805 E Whipple; Fri-Sat 9-5, Sun 10-4; Admission: Adults \$4, kids with adults free.

October 6-8 - Buckeye, AZ West Valley Rock & Mineral Club; Buckeye Arena, 802 N 1st St; Fri-Sat 9-5, Sun 9-2; Admission: Adults \$3, 13 & under free.

October 14-15 - Sierra Vista, AZ Huachuca Mineral & Gem Club; Sierra Vista Mall, 2200 El Mercado Loop; Sat 9-5, Sun 10-4; Admission: Free.

October 21-22 - Sedona, AZ Huachuca Sedona Gem & Mineral Club; Sedona Red Rock HS, Hwy 89A at Red Rock Loop Rd; Sat 10-5, Sun 10-4; Admission: Adults \$5, 12 & under free.

If you are travelling, a good source of shows AND clubs is <http://the-vug.com/educate-and-inform/mineral-shows/> OR <http://www.rockngem.com/ShowDatesFiles/ShowDatesDisplayAll.php? ShowState=AZ> OR <https://www.rockandmineralshows.com/Location/?displayShows=true>

NEEDED: QUALITY MINERALS (or OTHER) DONATIONS WITH LABELS -- for monthly raffle and silent auction; and for raffle, door prizes, and sales tables at the annual show. If you have specimens to donate, please see Robin Shannon. The Daisy Mountain Rock and Mineral Club is a 501(c)(3) non-profit organization, and will gratefully acknowledge your donation with a Tax Deduction Letter. Thank You!

NOTE FROM THE EDITOR

Have a geological interest? Been somewhere interesting? Have pictures from a club trip? Collected some great material? Send us pictures -- or write a short story (pictures would be great).

Deadline for the newsletter is the 22nd of the month.

Mail or Email submissions to:

Susan Celestian
6415 N 183rd Av
Waddell, AZ 85355
azrocklady@gmail.com



Visit <http://rmfms.org/> for news about conventions, events, and associated clubs. If you are travelling, you might want to contact a club local to your destination. Maybe they have a field trip you could join, while in town.

NORTH MT OPEN STUDIO

North Mt Visitor Center, 12950 N 7th St, Phoenix, AZ

You are invited to NMVC Studio. Lapidary Classes every Wednesday & Silversmithing Classes on Saturdays — email Shirley Cote for details. For ONLY those people who have taken lapidary or silversmithing classes — Lapidary Open Studio every Monday, and Silversmithing &/or Lapidary Open Studio every Thursday (and designated Saturdays). **Face masks optional.**

TIMES: from 9:00 to noon with cleanup starting at 11:50.

Only 4 people can sign up, and must do so for the full three hours that the shop will be open each day. First come, first served. Usage fee is \$8/hour.

Notice: Please bring your own towels, polishing compounds and buffing wheels as they will no longer be provided.

Please arrive no later than 8:45 a.m. The center may closed to the public at 10.

Email your request for the day(s) you are interested in participating ASAP. Email Shirley Cote at: crystalc17@gmail.com


If more than four people wish to participate on the same day, please expect to be bumped or rotated to another day as efforts to accommodate everyone will be taken (possibly 6 people if 2 are silversmithing only).

The Tucson Gem and Mineral Society Proudly Presents:

THE 68TH ANNUAL TUCSON GEM & MINERAL SHOW®



Scan code for
Information on
our Tucson Gem &
Mineral Show®



SILICA Agates & Opals & Quartz *Oh My!*

Tucson Convention Center
February 9-12, 2023

for more information, visit: www.tgms.org



Agate: Lari Agnar, Chihuahua, Mexico; Peter Megaw gemstone

The Tucson Gem and Mineral Society Proudly Presents:

THE 68TH ANNUAL TUCSON GEM & MINERAL SHOW®



Scan code for
Information on
our Tucson Gem &
Mineral Show®



SILICA Agates & Opals & Quartz *Oh My!*

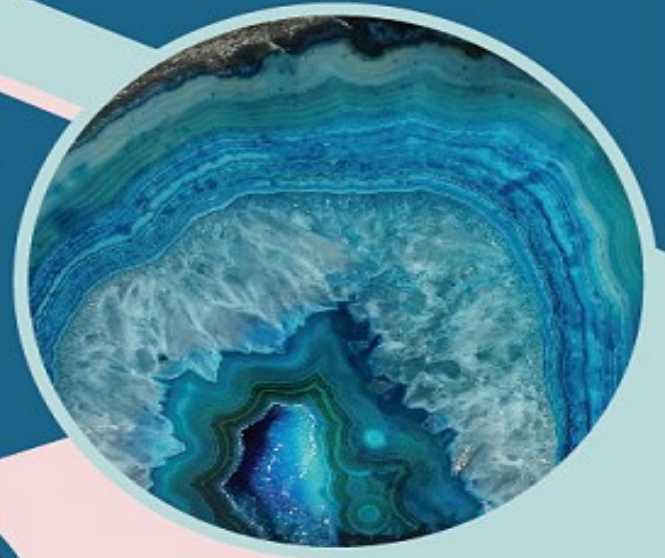
Tucson Convention Center
February 9-12, 2023

for more information, visit: www.tgms.org



Quartz: Peter Megaw gemstone; Jeff Scott photograph

2023 DAISY MOUNTAIN GEM & MINERAL SHOW



KIDS CORNER
Events & Games

VENDORS
Jewelry, Gems,
Minerals, Fossils,
Beads, Geodes
and More

Saturday, March 11th
9am – 5pm
Sunday, March 12th
10am – 4pm

ANTHEM SCHOOL
41020 N. Freedom Way
Anthem, AZ 85086

Adults \$3, Seniors & Students \$2
Kids 12 & under Free



RAFFLES & DOOR PRIZES

FLUORESCENT DISPLAY

FACETING

“DR. ROCK”
Identify your Favorite Rock



Sponsored by:
DAISY MOUNTAIN ROCK AND MINERAL CLUB
DMRMC.COM

For more information contact: Claudia Marek (623)640-8290

Email: cmarek2@cox.net